











# January

## Hazard Identification & Communication

*\*Know Your Safety Signage\**

Shape	Meaning	Color	Examples
 Circle with diagonal bar	<b>Prohibition</b>	<b>RED</b> Means <b>STOP</b>	No smoking 
 Circle	<b>Mandatory Action</b>	<b>BLUE</b> Means <b>OBEY</b>	Wear Eye protection 
 Equilateral Triangle	<b>Warning</b>	<b>YELLOW</b> Means Risk of <b>DANGER</b>	Danger Flammable material 
 Square/ Rectangle	<b>Information about safe condition</b>	<b>GREEN</b> Means <b>GO</b>	Escape Route - Left 
 Square/ Rectangle	<b>Fire Safety</b>	<b>RED</b> Fire Equipment Sign	Fire Extinguisher 



W/S  
Work Smart  
Work Safe



**Kimco** kimco.com  
Expect Hire Results!