


Accessing Your Account Online

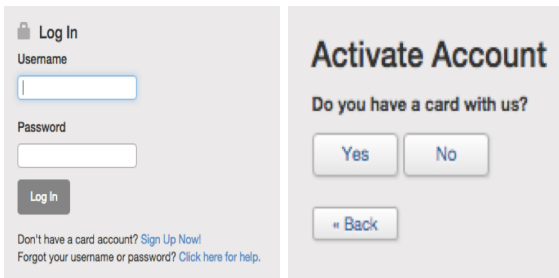
Cardholders have access to their Global Cash Card account online.

Step 1: Go to www.globalcashcard.com.

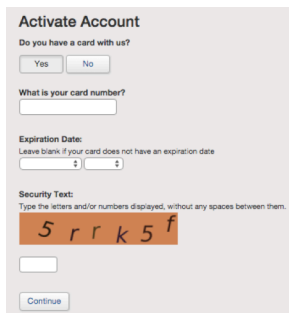
Step 2: Click on "Register Here"



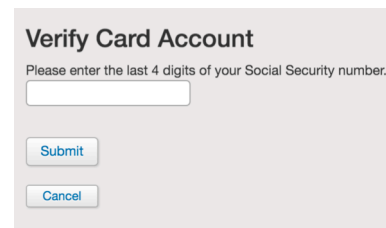
Step 3: A new window will open. Click on the "Sign Up Now" link. When asked if you have a card click the "Yes" button.



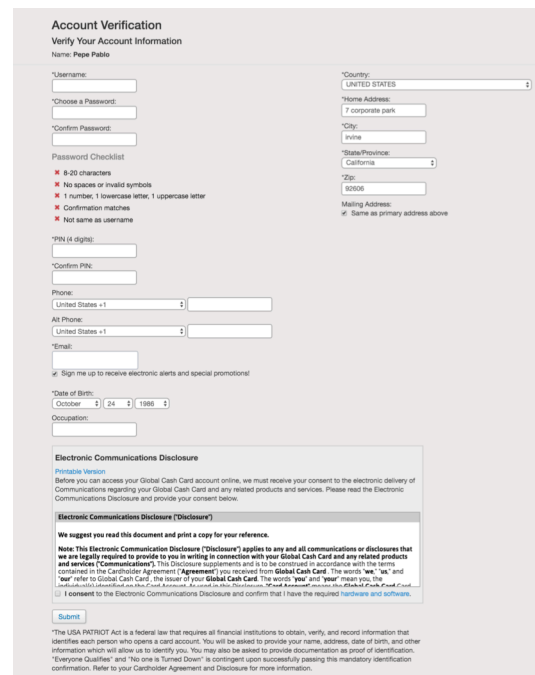
Step 4: Enter your card number, expiration date, and security text and click "Continue".



Step 5: Verify your account by entering the last 4 digits of your social security number.



Step 6: Enter a user name and password; make sure that your mailing address is correct. If your mailing address is not correct you can update it here.



Once your account has been set up you can log in anytime at www.globalcashcard.com using the username and password that you created during the account set up.

*If you have any questions using your Global Cash Card Paycard
please contact customer service at 1-949-751-0360*